

# ALEXANDRIA CITY HOUSING REPORT

## Residential Market Report

### Condo/Co-ops

June

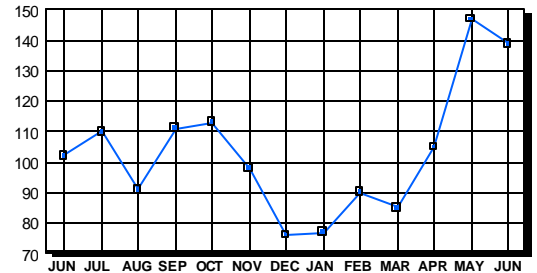
2004

#### LISTINGS

Condo/Co-ops Price Range	New This Month			Total Active		
	2004	2003	% Change	2004	2003	% Change
0-49999	0	0	0.0	0	0	0.0
50000-99999	2	12	-83.3	14	20	-30.0
100000-149999	10	42	-76.2	15	25	-40.0
150000-199999	54	36	50.0	22	7	214.3
200000-299999	77	46	67.4	37	25	48.0
300000-399999	52	27	92.6	16	14	14.3
400000-499999	15	8	87.5	15	5	200.0
500000 & Over	14	3	366.7	20	6	233.3
<b>Grand Total:</b>	<b>224</b>	<b>174</b>	<b>28.7</b>	<b>139</b>	<b>102</b>	<b>36.3</b>

#### INVENTORY TREND

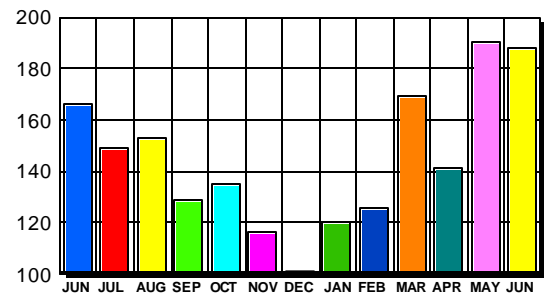
Listings Active At End Of Month



#### CONTRACTS

Condo/Co-ops Price Range	New This Month			Year-To-Date		
	2004	2003	% Change	2004	2003	% Change
0-49999	0	0	0.0	0	1	0.0
50000-99999	2	10	-80.0	5	84	-94.0
100000-149999	14	41	-65.9	104	207	-49.8
150000-199999	51	37	37.8	252	193	30.6
200000-299999	66	49	34.7	323	232	39.2
300000-399999	40	24	66.7	142	89	59.6
400000-499999	9	6	50.0	71	26	173.1
500000 & Over	6	4	50.0	37	18	105.6
<b>Grand Total:</b>	<b>188</b>	<b>171</b>	<b>9.9</b>	<b>934</b>	<b>850</b>	<b>9.9</b>

#### SALES TREND



#### SETTLEMENTS

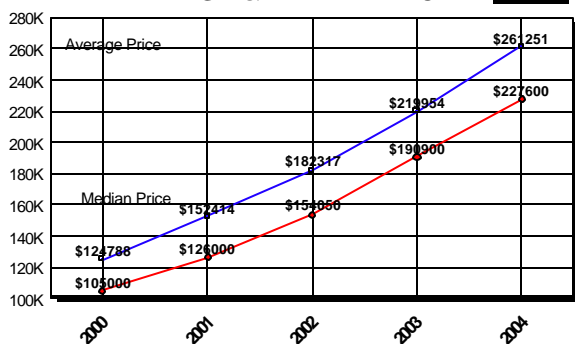
Condo/Co-ops Price Range	New This Month			Year-To-Date		
	2004	2003	% Change	2004	2003	% Change
0-49999	0	0	0.0	1	1	0.0
50000-99999	1	8	-87.5	8	74	-89.2
100000-149999	10	38	-73.7	91	197	-53.8
150000-199999	46	25	84.0	218	172	26.7
200000-299999	56	40	40.0	260	199	30.7
300000-399999	41	19	115.8	134	77	74.0
400000-499999	20	2	900.0	65	19	242.1
500000 & Over	7	2	250.0	33	19	73.7
<b>Grand Total:</b>	<b>181</b>	<b>134</b>	<b>35.1</b>	<b>810</b>	<b>758</b>	<b>6.9</b>

#### DATA SOURCE

Metropolitan Regional Information System (MRIS)

NOTES: Properties not listed through this Multiple Listing Service are not reflected. The term "sales" represents ratified purchase contracts. Current year information is preliminary and subject to revision. Current year-to-date contract information may not equal the sum of the monthly contract totals reported in previous issues. Prices are not adjusted for inflation.

#### AVERAGE & MEDIAN PRICE



#### MARKET BY PRICE RANGE

