

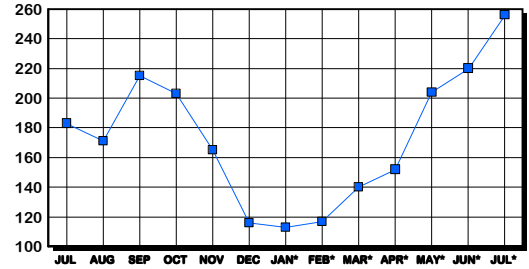
# ALEXANDRIA CITY HOUSING REPORT

## Residential Market Report Single Family Homes July 2005

### LISTINGS

Price Range	New This Month			Total Active		
	2005	2004	% Change	2005	2004	% Change
0-149999	0	0	0.0	9	9	100.0
150000-299999	1	9	-88.9	15	16	-6.3
300000-449999	24	55	-56.4	27	31	-12.9
450000-599999	63	75	-16.0	47	49	-4.1
600000-749999	59	33	78.8	61	25	144.0
750000-999999	40	15	166.7	52	21	147.6
1000000 & Over	20	12	66.7	45	32	40.6
<b>Grand Total:</b>	<b>207</b>	<b>199</b>	<b>4.0</b>	<b>256</b>	<b>183</b>	<b>39.9</b>

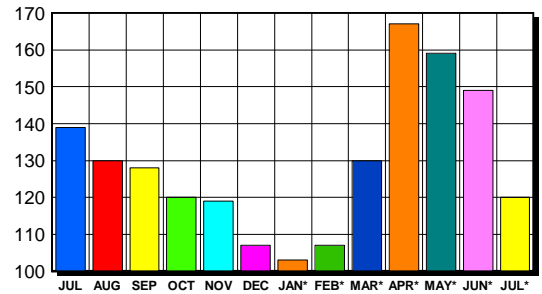
**INVENTORY TREND**  
Listings Active At End Of Month



### CONTRACTS

Price Range	New This Month			Year-To-Date		
	2005	2004	% Change	2005	2004	% Change
0-149999	0	0	0.0	1	3	-66.7
150000-299999	2	8	-75.0	19	58	-67.2
300000-449999	21	31	-32.3	165	277	-40.4
450000-599999	37	59	-37.3	317	344	-7.8
600000-749999	32	24	33.3	213	163	30.7
750000-999999	21	8	162.5	145	88	64.8
1000000 & Over	7	5	40.0	75	41	82.9
<b>Grand Total:</b>	<b>120</b>	<b>135</b>	<b>-11.1</b>	<b>935</b>	<b>974</b>	<b>-4.0</b>

**SALES TREND**  
Contracts Ratified Per Month



### SETTLEMENTS

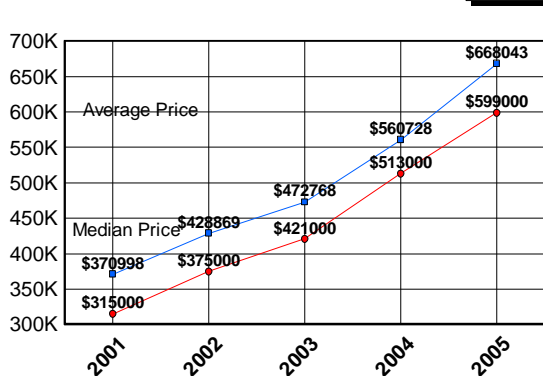
Price Range	New This Month			Year-To-Date		
	2005	2004	% Change	2005	2004	% Change
0-149999	1	0	100.0	1	3	-66.7
150000-299999	2	10	-80.0	24	62	-61.3
300000-449999	22	43	-48.8	124	261	-52.5
450000-599999	38	45	-15.6	292	297	-1.7
600000-749999	30	25	20.0	220	138	59.4
750000-999999	30	17	76.5	141	72	95.8
1000000 & Over	16	5	220.0	75	37	102.7
<b>Grand Total:</b>	<b>139</b>	<b>145</b>	<b>-4.1</b>	<b>877</b>	<b>870</b>	<b>0.8</b>

### DATA SOURCE

Metropolitan Regional Information System (MRIS)

NOTES: Properties not listed through this Multiple Listing Service are not reflected. The term "sales" represents ratified purchase contracts. Current year information is preliminary and subject to revision. Current year-to-date contract information may not equal the sum of the monthly contract totals reported in previous issues. Prices are not adjusted for inflation.

### AVERAGE & MEDIAN PRICE



### MARKET BY PRICE RANGE

