

# ARLINGTON COUNTY HOUSING REPORT

## Residential Market Report

### Condo/Co-ops

July

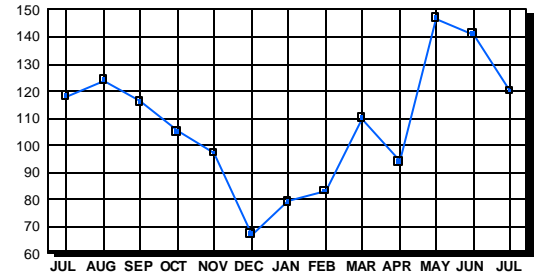
2004

#### LISTINGS

Condo/Co-ops Price Range	New This Month			Total Active		
	2004	2003	% Change	2004	2003	% Change
0-49999	1	0	100.0	2	0	200.0
50000-99999	0	8	-800.0	2	6	-66.7
100000-149999	15	23	-34.8	18	26	-30.8
150000-199999	27	32	-15.6	14	25	-44.0
200000-299999	60	68	-11.8	19	21	-9.5
300000-399999	83	41	102.4	25	17	47.1
400000-499999	24	12	100.0	10	8	25.0
500000 & Over	26	10	160.0	30	15	100.0
<b>Grand Total:</b>	<b>236</b>	<b>194</b>	<b>21.6</b>	<b>120</b>	<b>118</b>	<b>1.7</b>

#### INVENTORY TREND

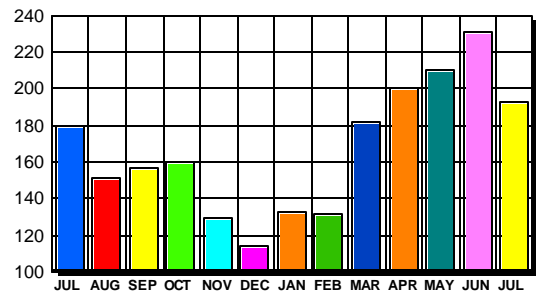
Listings Active At End Of Month



#### CONTRACTS

Condo/Co-ops Price Range	New This Month			Year-To-Date		
	2004	2003	% Change	2004	2003	% Change
0-49999	0	0	0.0	0	0	0.0
50000-99999	0	15	-1,500.0	13	88	-85.2
100000-149999	15	16	-6.3	88	128	-31.3
150000-199999	16	36	-55.6	143	240	-40.4
200000-299999	56	53	5.7	377	382	-1.3
300000-399999	64	38	68.4	420	225	86.7
400000-499999	23	12	91.7	156	53	194.3
500000 & Over	19	7	171.4	84	28	200.0
<b>Grand Total:</b>	<b>193</b>	<b>177</b>	<b>9.0</b>	<b>1,281</b>	<b>1,144</b>	<b>12.0</b>

#### SALES TREND



#### SETTLEMENTS

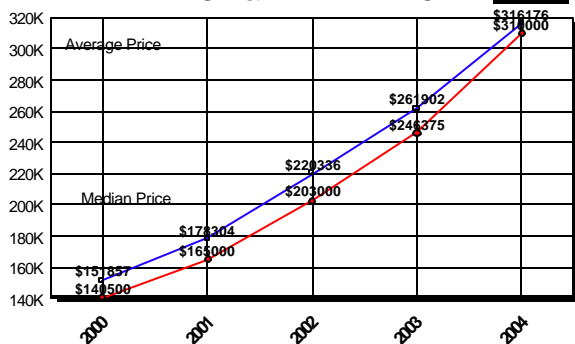
Condo/Co-ops Price Range	New This Month			Year-To-Date		
	2004	2003	% Change	2004	2003	% Change
0-49999	0	0	0.0	0	2	0.0
50000-99999	0	3	-300.0	16	79	-79.7
100000-149999	8	20	-60.0	72	118	-39.0
150000-199999	14	30	-53.3	131	198	-33.8
200000-299999	55	53	3.8	325	355	-8.5
300000-399999	66	42	57.1	365	213	71.4
400000-499999	33	11	200.0	162	43	276.7
500000 & Over	15	0	1,500.0	77	27	185.2
<b>Grand Total:</b>	<b>191</b>	<b>159</b>	<b>20.1</b>	<b>1,148</b>	<b>1,035</b>	<b>10.9</b>

#### DATA SOURCE

Metropolitan Regional Information System (MRIS)

NOTES: Properties not listed through this Multiple Listing Service are not reflected. The term "sales" represents ratified purchase contracts. Current year information is preliminary and subject to revision. Current year-to-date contract information may not equal the sum of the monthly contract totals reported in previous issues. Prices are not adjusted for inflation.

#### AVERAGE & MEDIAN PRICE



#### MARKET BY PRICE RANGE

