

# PRINCE WILLIAM COUNTY HOUSING REPORT

## Residential Market Report

### Condo/Co-ops

December

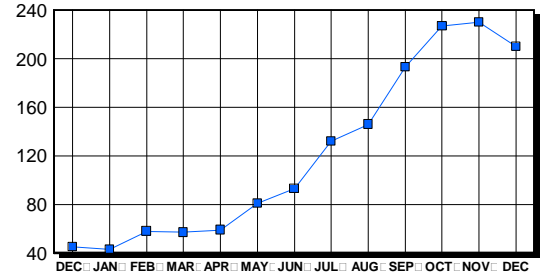
2005

#### LISTINGS

Condo/Co-ops Price Range	New This Month			Total Active		
	2005	2004	% Change	2005	2004	% Change
0-49999	0	0	0.0	2	2	0.0
50000-99999	0	0	0.0	15	16	-6.3
100000-149999	2	1	100.0	7	7	0.0
150000-199999	4	10	-60.0	7	3	133.3
200000-299999	23	27	-14.8	76	7	985.7
300000-399999	28	2	1,300.0	50	8	525.0
400000-499999	18	5	260.0	25	2	1,150.0
500000 & Over	9	0	900.0	28	0	2,800.0
<b>Grand Total:</b>	<b>84</b>	<b>45</b>	<b>86.7</b>	<b>210</b>	<b>45</b>	<b>366.7</b>

#### INVENTORY TREND

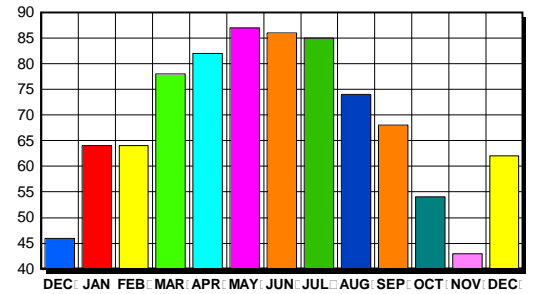
Listings Active At End Of Month



#### CONTRACTS

Condo/Co-ops Price Range	New This Month			Year-To-Date		
	2005	2004	% Change	2005	2004	% Change
0-49999	0	0	0.0	0	1	0.0
50000-99999	0	0	0.0	2	16	-87.5
100000-149999	0	2	-200.0	19	126	-84.9
150000-199999	8	12	-33.3	92	343	-73.2
200000-299999	19	31	-38.7	508	328	54.9
300000-399999	25	4	525.0	166	35	374.3
400000-499999	9	0	900.0	40	7	471.4
500000 & Over	1	0	100.0	20	7	185.7
<b>Grand Total:</b>	<b>62</b>	<b>49</b>	<b>26.5</b>	<b>847</b>	<b>863</b>	<b>-1.9</b>

#### SALES TREND



#### SETTLEMENTS

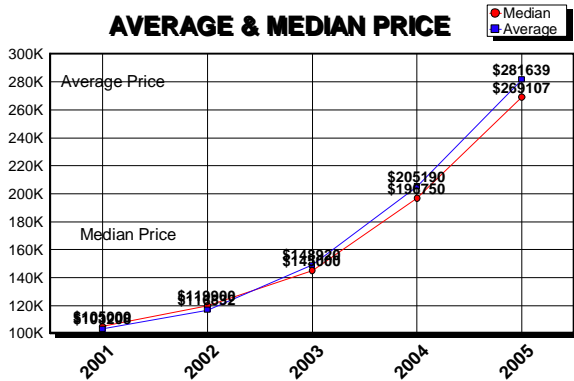
Condo/Co-ops Price Range	New This Month			Year-To-Date		
	2005	2004	% Change	2005	2004	% Change
0-49999	0	0	0.0	0	1	0.0
50000-99999	0	0	0.0	1	17	-94.1
100000-149999	0	7	-700.0	16	120	-86.7
150000-199999	6	8	-25.0	84	319	-73.7
200000-299999	28	32	-12.5	516	358	44.1
300000-399999	23	5	360.0	178	37	381.1
400000-499999	10	1	900.0	49	10	390.0
500000 & Over	3	0	300.0	22	6	266.7
<b>Grand Total:</b>	<b>70</b>	<b>53</b>	<b>32.1</b>	<b>866</b>	<b>868</b>	<b>-0.2</b>

#### DATA SOURCE

Metropolitan Regional Information System (MRIS)

NOTES: Properties not listed through this Multiple Listing Service are not reflected. The term "sales" represents ratified purchase contracts. Current year information is preliminary and subject to revision. Current year-to-date contract information may not equal the sum of the monthly contract totals reported in previous issues. Prices are not adjusted for inflation.

#### AVERAGE & MEDIAN PRICE



#### MARKET BY PRICE RANGE

