

# ALEXANDRIA CITY HOUSING REPORT

## Residential Market Report

### Condo/Co-ops

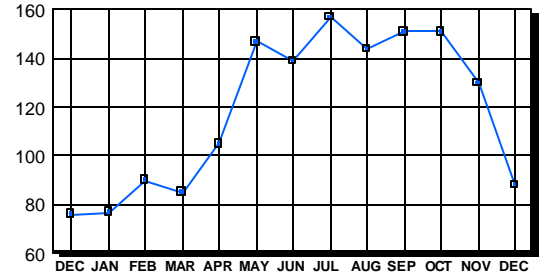
#### December 2004

### LISTINGS

Condo/Co-ops Price Range	New This Month			Total Active		
	2004	2003	% Change	2004	2003	% Change
0-49999	1	0	100.0	3	0	300.0
50000-99999	0	5	-500.0	14	14	0.0
100000-149999	4	18	-77.8	17	17	0.0
150000-199999	15	28	-46.4	3	10	-70.0
200000-299999	54	26	107.7	27	16	68.8
300000-399999	21	13	61.5	9	3	200.0
400000-499999	6	5	20.0	6	4	50.0
500000 & Over	2	5	-60.0	9	12	-25.0
<b>Grand Total:</b>	<b>103</b>	<b>100</b>	<b>3.0</b>	<b>88</b>	<b>76</b>	<b>15.8</b>

### INVENTORY TREND

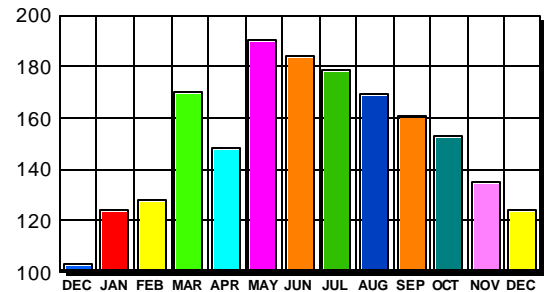
Listings Active At End Of Month



### CONTRACTS

Condo/Co-ops Price Range	New This Month			Year-To-Date		
	2004	2003	% Change	2004	2003	% Change
0-49999	0	0	0.0	0	1	0.0
50000-99999	0	6	-600.0	6	127	-95.3
100000-149999	4	22	-81.8	134	373	-64.1
150000-199999	17	31	-45.2	432	373	15.8
200000-299999	72	21	242.9	741	464	59.7
300000-399999	16	19	-15.8	315	193	63.2
400000-499999	9	2	350.0	156	63	147.6
500000 & Over	6	2	200.0	81	33	145.5
<b>Grand Total:</b>	<b>124</b>	<b>103</b>	<b>20.4</b>	<b>1,865</b>	<b>1,627</b>	<b>14.6</b>

### SALES TREND



### SETTLEMENTS

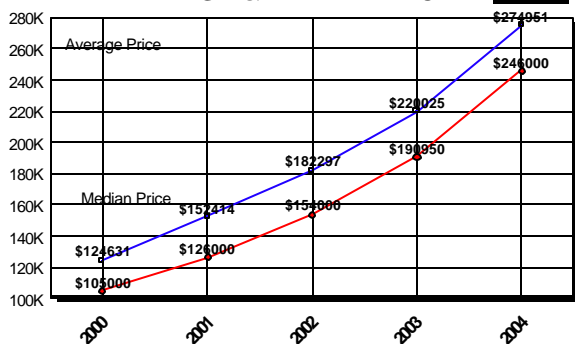
Condo/Co-ops Price Range	New This Month			Year-To-Date		
	2004	2003	% Change	2004	2003	% Change
0-49999	0	0	0.0	1	1	0.0
50000-99999	0	4	-400.0	8	117	-93.2
100000-149999	3	25	-88.0	126	387	-67.4
150000-199999	21	32	-34.4	426	364	17.0
200000-299999	73	40	82.5	710	471	50.7
300000-399999	26	23	13.0	335	193	73.6
400000-499999	21	3	600.0	162	66	145.5
500000 & Over	7	4	75.0	81	37	118.9
<b>Grand Total:</b>	<b>151</b>	<b>131</b>	<b>15.3</b>	<b>1,849</b>	<b>1,636</b>	<b>13.0</b>

### DATA SOURCE

Metropolitan Regional Information System (MRIS)

NOTES: Properties not listed through this Multiple Listing Service are not reflected. The term "sales" represents ratified purchase contracts. Current year information is preliminary and subject to revision. Current year-to-date contract information may not equal the sum of the monthly contract totals reported in previous issues. Prices are not adjusted for inflation.

### AVERAGE & MEDIAN PRICE



### MARKET BY PRICE RANGE

