

# PRINCE WILLIAM COUNTY HOUSING REPORT

## Residential Market Report

### Single Family Homes

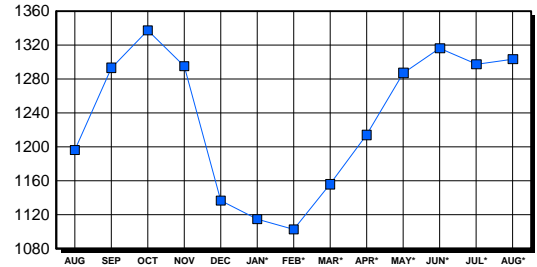
August 2003

#### LISTINGS

Price Range	New This Month			Total Active		
	2003	2002	% Change	2003	2002	% Change
0-149999	37	160	-76.9	92	130	-29.2
150000-299999	623	602	3.5	514	481	6.9
300000-449999	233	214	8.9	442	407	8.6
450000-599999	64	31	106.5	158	121	30.6
600000-749999	20	5	300.0	47	25	88.0
750000-999999	10	4	150.0	36	23	56.5
1000000 & Over	2	1	100.0	14	9	55.6
<b>Grand Total:</b>	<b>989</b>	<b>1,017</b>	<b>-2.8</b>	<b>1,303</b>	<b>1,196</b>	<b>8.9</b>

#### INVENTORY TREND

Listings Active At End Of Month

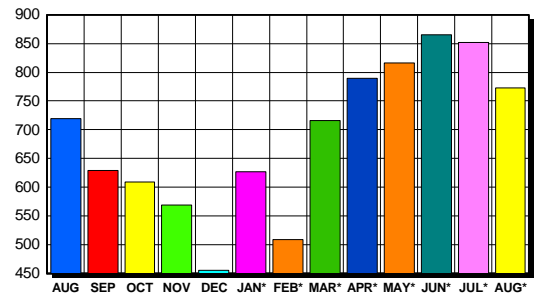


#### CONTRACTS

Price Range	New This Month			Year-To-Date		
	2003	2002	% Change	2003	2002	% Change
0-149999	34	147	-76.9	507	1,078	-53.0
150000-299999	536	482	11.2	3,845	3,381	13.7
300000-449999	154	91	69.2	1,268	746	70.0
450000-599999	35	16	118.8	263	138	90.6
600000-749999	12	1	1,100.0	45	18	150.0
750000-999999	2	0	200.0	15	5	200.0
1000000 & Over	0	0	0.0	5	1	400.0
<b>Grand Total:</b>	<b>773</b>	<b>737</b>	<b>4.9</b>	<b>5,948</b>	<b>5,367</b>	<b>10.8</b>

#### SALES TREND

Contracts Ratified Per Month



#### SETTLEMENTS

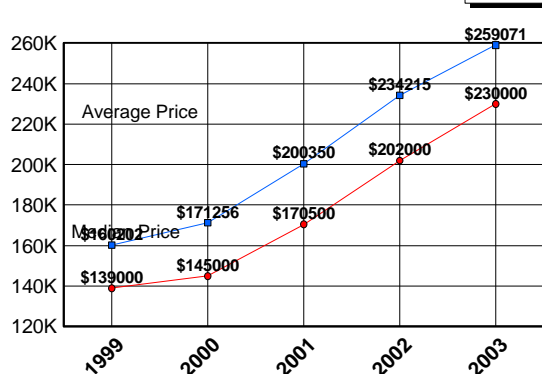
Price Range	New This Month			Year-To-Date		
	2003	2002	% Change	2003	2002	% Change
0-149999	30	110	-72.7	487	976	-50.1
150000-299999	494	415	19.0	3,524	3,087	14.2
300000-449999	180	104	73.1	1,186	706	68.0
450000-599999	43	23	87.0	227	122	86.1
600000-749999	12	3	300.0	37	18	105.6
750000-999999	1	1	0.0	15	9	66.7
1000000 & Over	1	0	100.0	5	0	500.0
<b>Grand Total:</b>	<b>761</b>	<b>656</b>	<b>16.0</b>	<b>5,481</b>	<b>4,918</b>	<b>11.4</b>

#### DATA SOURCE

Metropolitan Regional Information System (MRIS)

NOTES: Properties not listed through this Multiple Listing Service are not reflected. The term "sales" represents ratified purchase contracts. Current year information is preliminary and subject to revision. Current year- to- date contract information may not equal the sum of the monthly contract totals reported in previous issues. Prices are not adjusted for inflation.

#### AVERAGE & MEDIAN PRICE



#### MARKET BY PRICE RANGE

