

# FAIRFAX COUNTY HOUSING REPORT

## Residential Market Report

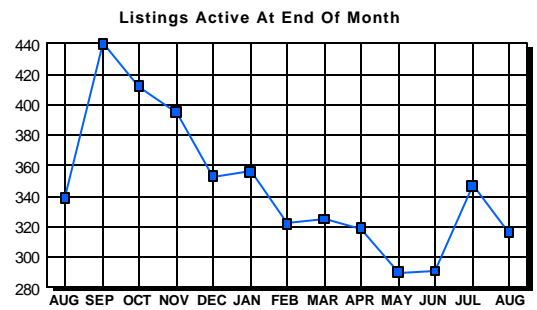
### Condo/Co-ops

#### August 2003

### LISTINGS

Price Range	New This Month			Total Active		
	2003	2002	% Change	2003	2002	% Change
0-49999	0	1	-100.0	5	5	0.0
50000-99999	14	67	-79.1	54	76	-28.9
100000-149999	114	164	-30.5	73	91	-19.8
150000-199999	138	162	-14.8	62	70	-11.4
200000-299999	173	94	84.0	78	63	23.8
300000-399999	29	15	93.3	30	22	36.4
400000-499999	4	1	300.0	6	5	20.0
500000 & Over	1	3	-66.7	8	7	14.3
<b>Grand Total:</b>	<b>473</b>	<b>507</b>	<b>-6.7</b>	<b>316</b>	<b>339</b>	<b>-6.8</b>

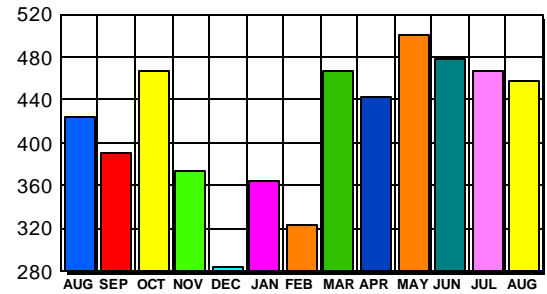
### INVENTORY TREND



### CONTRACTS

Price Range	New This Month			Year-To-Date		
	2003	2002	% Change	2003	2002	% Change
0-49999	0	3	-300.0	1	5	-80.0
50000-99999	22	68	-67.6	230	593	-61.2
100000-149999	107	140	-23.6	1,014	1,242	-18.4
150000-199999	141	133	6.0	1,078	989	9.0
200000-299999	159	76	109.2	969	434	123.3
300000-399999	27	11	145.5	172	77	123.4
400000-499999	0	0	0.0	23	10	130.0
500000 & Over	1	1	0.0	11	5	120.0
<b>Grand Total:</b>	<b>457</b>	<b>432</b>	<b>5.8</b>	<b>3,498</b>	<b>3,355</b>	<b>4.3</b>

### SALES TREND



### DATA SOURCE

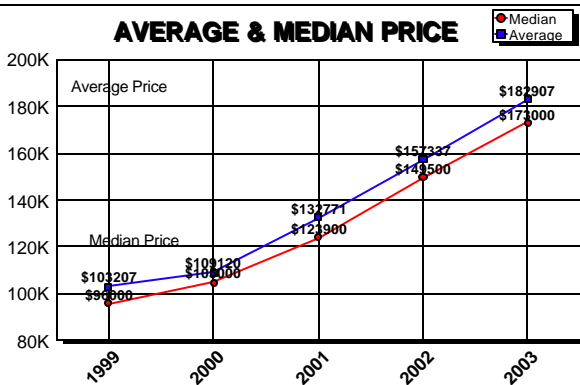
Metropolitan Regional Information System (MRIS)

NOTES: Properties not listed through this Multiple Listing Service are not reflected. The term "sales" represents ratified purchase contracts. Current year information is preliminary and subject to revision. Current year-to-date contract information may not equal the sum of the monthly contract totals reported in previous issues. Prices are not adjusted for inflation.

### SETTLEMENTS

Price Range	New This Month			Year-To-Date		
	2003	2002	% Change	2003	2002	% Change
0-49999	0	0	0.0	0	2	0.0
50000-99999	22	43	-48.8	211	583	-63.8
100000-149999	107	133	-19.5	967	1,140	-15.2
150000-199999	131	140	-6.4	989	920	7.5
200000-299999	147	87	69.0	882	411	114.6
300000-399999	21	8	162.5	159	70	127.1
400000-499999	5	2	150.0	27	8	237.5
500000 & Over	1	1	0.0	6	6	0.0
<b>Grand Total:</b>	<b>434</b>	<b>414</b>	<b>4.8</b>	<b>3,241</b>	<b>3,140</b>	<b>3.2</b>

### AVERAGE & MEDIAN PRICE



### MARKET BY PRICE RANGE

