

# PRINCE WILLIAM COUNTY HOUSING REPORT

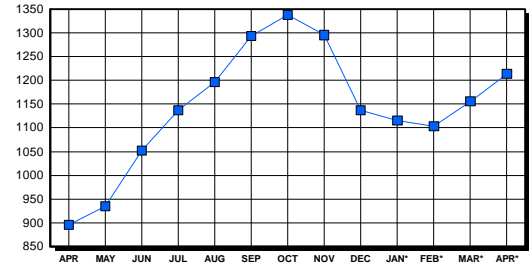
## Residential Market Report Single Family Homes April 2003

### LISTINGS

Price Range	New This Month			Total Active		
	2003	2002	% Change	2003	2002	% Change
0-149999	81	156	-48.1	88	107	-17.8
150000-299999	545	560	-2.7	391	336	16.4
300000-449999	285	195	46.2	476	302	57.6
450000-599999	82	38	115.8	186	95	95.8
600000-749999	18	5	260.0	35	23	52.2
750000-999999	10	3	233.3	23	23	0.0
1000000 & Over	3	1	200.0	15	10	50.0
<b>Grand Total:</b>	<b>1,024</b>	<b>958</b>	<b>6.9</b>	<b>1,214</b>	<b>896</b>	<b>35.5</b>

### INVENTORY TREND

Listings Active At End Of Month

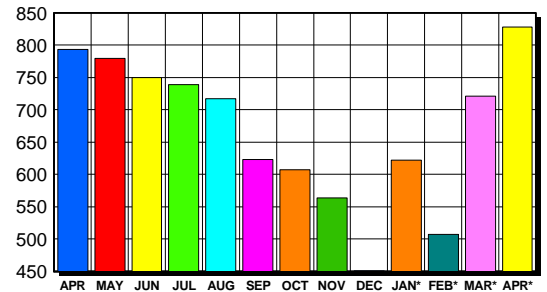


### CONTRACTS

Price Range	New This Month			Year-To-Date		
	2003	2002	% Change	2003	2002	% Change
0-149999	88	141	-37.6	322	566	-43.1
150000-299999	522	492	6.1	1,685	1,584	6.4
300000-449999	188	102	84.3	551	328	68.0
450000-599999	23	21	9.5	97	65	49.2
600000-749999	4	2	100.0	16	5	220.0
750000-999999	3	2	50.0	6	4	50.0
1000000 & Over	0	1	-100.0	1	1	0.0
<b>Grand Total:</b>	<b>828</b>	<b>761</b>	<b>8.8</b>	<b>2,678</b>	<b>2,553</b>	<b>4.9</b>

### SALES TREND

Contracts Ratified Per Month



### SETTLEMENTS

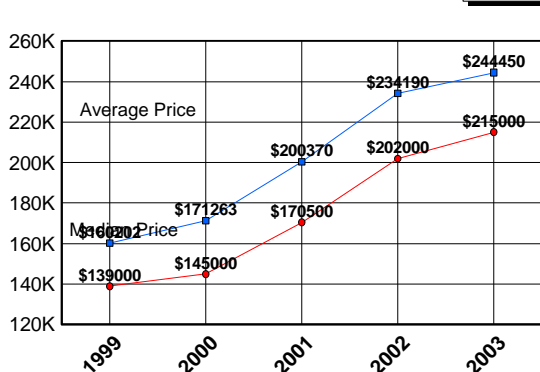
Price Range	New This Month			Year-To-Date		
	2003	2002	% Change	2003	2002	% Change
0-149999	59	117	-49.6	286	474	-39.7
150000-299999	347	348	-0.3	1,317	1,221	7.9
300000-449999	111	69	60.9	393	235	67.2
450000-599999	15	15	0.0	72	45	60.0
600000-749999	6	2	200.0	16	7	128.6
750000-999999	0	2	-200.0	4	6	-33.3
1000000 & Over	0	0	0.0	2	0	200.0
<b>Grand Total:</b>	<b>538</b>	<b>553</b>	<b>-2.7</b>	<b>2,090</b>	<b>1,988</b>	<b>5.1</b>

### DATA SOURCE

Metropolitan Regional Information System (MRIS)

NOTES: Properties not listed through this Multiple Listing Service are not reflected. The term "sales" represents ratified purchase contracts. Current year information is preliminary and subject to revision. Current year- to- date contract information may not equal the sum of the monthly contract totals reported in previous issues. Prices are not adjusted for inflation.

### AVERAGE & MEDIAN PRICE



### MARKET BY PRICE RANGE

